

**Village of Tuxedo Park-General Fund**  
**2021-2022 General Fund Budget**  
 June 1, 2021 through April 20, 2022

04/14/22

Accrual Basis

	Jun 1, '21 - Apr...	Budget	\$ Over Budget	% of Budget
<b>Income</b>				
1001 · Real property taxes	3,957,066.67	3,909,554.00	47,512.67	101.2%
1090 · Penalties and interest	25,654.23	24,000.00	1,654.23	106.9%
1120 · County sales tax	96,474.29	105,000.00	-8,525.71	91.9%
1230 · Clerks fees	588.00	300.00	288.00	196.0%
1520 · Police fees	1,241.40	200.00	1,041.40	620.7%
1521 · TP Tags	7,952.05	20,000.00	-12,047.95	39.8%
1589 · Other fees/Parking Details	400.00	1,500.00	-1,100.00	26.7%
2110 · Zoning fees	3,500.00	1,500.00	2,000.00	233.3%
2115 · Planning fees	11,000.00	6,000.00	5,000.00	183.3%
2122 · Sewer fees/TOV	19,612.54	8,000.00	11,612.54	245.2%
2130 · Refuse Fees/TOV	2,108.74	2,000.00	108.74	105.4%
2401 · Interest and earnings	152.34	1,500.00	-1,347.66	10.2%
2410 · Property rental	39,363.71	33,000.00	6,363.71	119.3%
2411 · Wee Wah Park Membership				
2411.1 · WWBC-Police-North Gate	0.00	0.00	0.00	0.0%
2411 · Wee Wah Park Membership - Other	18,070.00	5,000.00	13,070.00	361.4%
<b>Total 2411 · Wee Wah Park Membership</b>	<b>18,070.00</b>	<b>5,000.00</b>	<b>13,070.00</b>	<b>361.4%</b>
2555 · Building permits				
2555.1 · Building Permits Issued	53,939.06	30,000.00	23,939.06	179.8%
2555.2 · Search Requests	10,850.00	4,000.00	6,850.00	271.3%
<b>Total 2555 · Building permits</b>	<b>64,789.06</b>	<b>34,000.00</b>	<b>30,789.06</b>	<b>190.6%</b>
2590 · Boat and dock permits	12,350.00	18,000.00	-5,650.00	68.6%
2610 · Court fines	8,976.00	10,065.00	-1,089.00	89.2%
2666 · Sale of equipment	21,021.00	19,000.00	2,021.00	110.6%
2701 · Refunds of prior years' expense	1,124.66	0.00	1,124.66	100.0%
2750 · AIM Related Payments	0.00	0.00	0.00	0.0%
2770 · Unclassified revenues	46,727.94	5,000.00	41,727.94	934.6%
2999 · Appropriated Reserves	0.00	0.00	0.00	0.0%
3000 · Appropriated surplus	0.00	202,000.00	-202,000.00	0.0%
3001 · Revenue sharing	0.00	0.00	0.00	0.0%
3005 · Mortgage tax	56,380.04	35,000.00	21,380.04	161.1%
5031 · Interfund Transfers	0.00	14,000.00	-14,000.00	0.0%
<b>Total Income</b>	<b>4,394,552.67</b>	<b>4,454,619.00</b>	<b>-60,066.33</b>	<b>98.7%</b>
<b>Gross Profit</b>	<b>4,394,552.67</b>	<b>4,454,619.00</b>	<b>-60,066.33</b>	<b>98.7%</b>
<b>Expense</b>				
1110.1 · Judicial-personnel	9,412.50	9,915.00	-502.50	94.9%
1110.4 · Judicial-contractual				
1110.42 · Grant-Related Purchases	0.00	0.00	0.00	0.0%
1110.4 · Judicial-contractual - Other	25.00	150.00	-125.00	16.7%
<b>Total 1110.4 · Judicial-contractual</b>	<b>25.00</b>	<b>150.00</b>	<b>-125.00</b>	<b>16.7%</b>
1320.4 · Auditor-contractual	20,880.00	19,000.00	1,880.00	109.9%
1325.1 · Treasurer-personnel (3)	65,720.42	77,000.00	-11,279.58	85.4%
1325.2 · Treasurer-equipment	0.00	3,500.00	-3,500.00	0.0%
1325.4 · Treasurer-contractual	3,748.64	6,500.00	-2,751.36	57.7%
1325.41 · Treasurer-computer	249.50	1,600.00	-1,350.50	15.6%
1325.43 · Treasurer-Clerical Assistance	0.00	0.00	0.00	0.0%
1325.44 · Treasurer-IT Support	2,716.68	2,000.00	716.68	135.8%
1325.45 · Treasurer-IT Equipment - ZOOM	13,406.44	16,000.00	-2,593.56	83.8%
1355.4 · Assessor-contractual	0.00	200.00	-200.00	0.0%

**Village of Tuxedo Park-General Fund  
2021-2022 General Fund Budget  
June 1, 2021 through April 20, 2022**

	Jun 1, '21 - Apr...	Budget	\$ Over Budget	% of Budget
<b>1420.4 · Legal-Contractual</b>				
1420.4a · Legal-Burke, Miele & Golden	945.00	0.00	945.00	100.0%
1420.4b · Legal-Donnelly, Michael Esq.	0.00	0.00	0.00	0.0%
1420.4i · Legal-Feerick Lynch MacCartney	106,886.80	100,000.00	6,886.80	106.9%
1420.4k · Norton & Christensen	0.00	0.00	0.00	0.0%
1420.4L · Law Office of Alyse Terhune	25,292.35	50,000.00	-24,707.65	50.6%
1420.4m · Legal-Harris Beach PLLC	0.00	0.00	0.00	0.0%
1420.4 · Legal-Contractual - Other	0.00	0.00	0.00	0.0%
<b>Total 1420.4 · Legal-Contractual</b>	<b>133,124.15</b>	<b>150,000.00</b>	<b>-16,875.85</b>	<b>88.7%</b>
<b>1440.42 · Other Consultant Fees</b>	<b>0.00</b>	<b>0.00</b>	<b>0.00</b>	<b>0.0%</b>
<b>1441.4 · Engineering Projects</b>				
1441.43 · DPW	0.00	0.00	0.00	0.0%
1441.44 · STP Wastewater	0.00	0.00	0.00	0.0%
1441.45 · I&I Rehabilitation	0.00	0.00	0.00	0.0%
1441.53 · Village/Other Projects	0.00	0.00	0.00	0.0%
1441.74 · SSES (Sewer System Eval System)	0.00	0.00	0.00	0.0%
1441.4 · Engineering Projects - Other	27,235.00	25,000.00	2,235.00	108.9%
<b>Total 1441.4 · Engineering Projects</b>	<b>27,235.00</b>	<b>25,000.00</b>	<b>2,235.00</b>	<b>108.9%</b>
<b>1450.4 · Elections-contractual</b>	<b>1,655.00</b>	<b>1,900.00</b>	<b>-245.00</b>	<b>87.1%</b>
<b>1460.4 · Records Mgmt-contractual</b>	<b>0.00</b>	<b>100.00</b>	<b>-100.00</b>	<b>0.0%</b>
<b>1620.21 · DPW Building Repair</b>	<b>0.00</b>	<b>0.00</b>	<b>0.00</b>	<b>0.0%</b>
<b>1620.22 · Buildings-Other</b>	<b>3,464.17</b>	<b>2,891.85</b>	<b>572.32</b>	<b>119.8%</b>
<b>1620.4 · Buildings-Village Office</b>				
1620.41 · Buildings-Electricity	247.68	0.00	247.68	100.0%
1620.4 · Buildings-Village Office - Other	16,423.97	25,185.00	-8,761.03	65.2%
<b>Total 1620.4 · Buildings-Village Office</b>	<b>16,671.65</b>	<b>25,185.00</b>	<b>-8,513.35</b>	<b>66.2%</b>
<b>1640.2 · Central garage-equipment</b>	<b>1,525.93</b>	<b>3,700.00</b>	<b>-2,174.07</b>	<b>41.2%</b>
<b>1640.4 · Central garage-contractual</b>				
<b>1640.42 · Clothing Allowances</b>				
1640.45 · Posta-clothing allowance	699.93	700.00	-0.07	100.0%
1640.49 · Voss-clothing allowance	0.00	700.00	-700.00	0.0%
1640.52 · Hochheim-clothing allowance	444.90	700.00	-255.10	63.6%
1640.54 · Lunde-clothing allowance	499.87	700.00	-200.13	71.4%
1640.57 · Squillini-clothing allowance	700.00	700.00	0.00	100.0%
1640.58 · Haglund-clothing allowance	427.57	700.00	-272.43	61.1%
1640.59 · Bello-clothing allowance	700.00	700.00	0.00	100.0%
1640.42 · Clothing Allowances - Other	0.00	0.00	0.00	0.0%
<b>Total 1640.42 · Clothing Allowances</b>	<b>3,472.27</b>	<b>4,900.00</b>	<b>-1,427.73</b>	<b>70.9%</b>
<b>1640.4 · Central garage-contractual - Other</b>	<b>27,270.56</b>	<b>22,500.00</b>	<b>4,770.56</b>	<b>121.2%</b>
<b>Total 1640.4 · Central garage-contractual</b>	<b>30,742.83</b>	<b>27,400.00</b>	<b>3,342.83</b>	<b>112.2%</b>
<b>1670.4 · Central print/mail-contractual</b>	<b>23,764.02</b>	<b>14,000.00</b>	<b>9,764.02</b>	<b>169.7%</b>
<b>1910.4 · Insurance-contractual</b>	<b>88,360.73</b>	<b>90,000.00</b>	<b>-1,639.27</b>	<b>98.2%</b>
<b>1920.4 · Municipal assoc dues</b>	<b>165.00</b>	<b>1,000.00</b>	<b>-835.00</b>	<b>16.5%</b>
<b>1950.4 · Taxes on Village property</b>	<b>10,126.71</b>	<b>10,000.00</b>	<b>126.71</b>	<b>101.3%</b>
<b>1964.4 · Tax Refunds</b>	<b>0.00</b>	<b>0.00</b>	<b>0.00</b>	<b>0.0%</b>
<b>1989.40 · Lake Mgmt &amp; Watershed Study</b>	<b>27,419.00</b>	<b>30,000.00</b>	<b>-2,581.00</b>	<b>91.4%</b>
<b>1990.4 · Contingency</b>	<b>0.00</b>	<b>0.00</b>	<b>0.00</b>	<b>0.0%</b>
<b>3100 · POLICE EXPENSES</b>				
<b>3120.1 · Police-personnel</b>				
3120.11 · Full Time Officers-Wages, etc.	306,063.17	380,739.50	-74,676.33	80.4%
3120.12 · Part Time Officers-Wages	369,727.38	380,739.50	-11,012.12	97.1%
3120.18 · Retirement Incentive Plan	0.00	0.00	0.00	0.0%
3120.21 · Deputy Village Clerk-Treasurer	28,981.45	75,000.00	-46,018.55	38.6%
<b>Total 3120.1 · Police-personnel</b>	<b>704,772.00</b>	<b>836,479.00</b>	<b>-131,707.00</b>	<b>84.3%</b>

**Village of Tuxedo Park-General Fund  
2021-2022 General Fund Budget  
June 1, 2021 through April 20, 2022**

	Jun 1, '21 - Apr...	Budget	\$ Over Budget	% of Budget
3120.2 · Police-2 car payments	22,939.32	23,206.15	-266.83	98.9%
3120.22 · Police-equipment	31,790.57	57,000.00	-25,209.43	55.8%
3120.41 · Police-south gate	6,936.57	8,000.00	-1,063.43	86.7%
3121.01 · Vehicle Parts & Maintenance	6,830.93	4,500.00	2,330.93	151.8%
3121.02 · Radios & Rentals	0.00	0.00	0.00	0.0%
3121.03 · Emergency Equipment	1,677.59	2,000.00	-322.41	83.9%
3121.04 · Ammunition	549.45	1,000.00	-450.55	54.9%
3121.05 · Training & Range Fees	300.00	2,500.00	-2,200.00	12.0%
3121.06 · Miscellaneous	5,842.58	7,000.00	-1,157.42	83.5%
3121.07 · Telephone, Gas & Electric	21,217.56	25,000.00	-3,782.44	84.9%
3121.08 · Cleaning Service	2,480.00	5,000.00	-2,520.00	49.6%
3121.09 · Water & Cups	560.13	1,000.00	-439.87	56.0%
3121.10 · Machines & Copier Service	3,777.89	2,500.00	1,277.89	151.1%
3121.11 · Office Supplies	1,576.57	3,500.00	-1,923.43	45.0%
3121.12 · Cleaning Supplies	893.07	1,500.00	-606.93	59.5%
3121.13 · TP Tags	715.61	565.86	149.75	126.5%
3121.14 · Drycleaning of Uniforms	115.50	1,934.14	-1,818.64	6.0%
3121.15 · Uniforms	8,758.13	15,000.00	-6,241.87	58.4%
3121.17 · Building Maintenance	2,158.88	5,000.00	-2,841.12	43.2%
3121.24 · Agreement Fees	3,979.72	4,500.00	-520.28	88.4%
3640.21 · Online Syst & License Reader	10,100.76	11,000.00	-899.24	91.8%
3640.4 · Civil Defense-CodeRed system	3,020.00	3,020.00	0.00	100.0%
<b>Total 3100 · POLICE EXPENSES</b>	<b>840,992.83</b>	<b>1,021,205.15</b>	<b>-180,212.32</b>	<b>82.4%</b>
3520.1 · Safety frm Animals (Deer)-Pers	0.00	0.00	0.00	0.0%
3520.4 · Safety From Animals (Deer)	0.00	0.00	0.00	0.0%
3620.1 · Bldg inspector-personnel	95,676.30	114,160.00	-18,483.70	83.8%
3620.4 · Bldg inspector-contractual	300.00	250.00	50.00	120.0%
5010.1 · Street admin-personnel	21,000.08	25,358.00	-4,357.92	82.8%
5010.4 · Street admin-contractual	811.14	800.00	11.14	101.4%
<b>5100.40 · BUILDING &amp; MAINTENANCE EXPENSES</b>				
5110.4a · Street Maintenance-contractual	0.00	0.00	0.00	0.0%
<b>Total 5100.40 · BUILDING &amp; MAINTENANCE EXPEN...</b>	<b>0.00</b>	<b>0.00</b>	<b>0.00</b>	<b>0.0%</b>
5110.2 · Street maintenance-equipment	7,977.10	7,700.00	277.10	103.6%
5110.4 · Street maintenance-contractual	207,181.04	211,460.63	-4,279.59	98.0%
5130.2 · Machinery-equipment	99,683.79	50,000.00	49,683.79	199.4%
5130.4 · Machinery-contractual	13,276.73	17,000.00	-3,723.27	78.1%
5142.1 · Snow removal-personnel	19,316.73	27,500.00	-8,183.27	70.2%
5142.2 · Snow removal-equipment	2,003.82	5,000.00	-2,996.18	40.1%
5142.4 · Snow removal-contractual	59,800.36	60,000.00	-199.64	99.7%
5182.4 · Street lighting	5,859.38	8,000.00	-2,140.62	73.2%
7140.4 · Recreation-contractual	0.00	0.00	0.00	0.0%
8010.1 · Zoning-personnel	800.00	2,000.00	-1,200.00	40.0%
8020.1 · Planning-personnel	600.00	1,200.00	-600.00	50.0%
8020.4 · Planning-contractual	0.00	0.00	0.00	0.0%
8030.1 · BAR-Personnel	2,200.00	3,600.00	-1,400.00	61.1%
8030.4 · BAR-contractual	0.00	0.00	0.00	0.0%
8040.4 · Tree Advisory Board	10,744.03	3,000.00	7,744.03	358.1%
8130.1 · Sewage-personnel	50,485.13	60,251.00	-9,765.87	83.8%
8130.2 · Sewage-equipment	0.00	5,000.00	-5,000.00	0.0%
8130.4 · Sewage-contractual				
8130.41 · Town sewer charge	0.00	1,000.00	-1,000.00	0.0%
8130.4 · Sewage-contractual - Other	56,324.27	68,100.00	-11,775.73	82.7%
<b>Total 8130.4 · Sewage-contractual</b>	<b>56,324.27</b>	<b>69,100.00</b>	<b>-12,775.73</b>	<b>81.5%</b>
8130.5 · I&I (Inflow & Infiltration)	45,488.05	122,000.00	-76,511.95	37.3%
8160.4 · Garbage-contractual	159,445.00	173,940.00	-14,495.00	91.7%
8170.1 · Street cleaning-personnel	336,429.02	424,058.00	-87,628.98	79.3%
8170.4 · Street cleaning-contractual	1,075.45	4,000.00	-2,924.55	26.9%


## Village of Tuxedo Park-General Fund 2021-2022 General Fund Budget

04/14/22

Accrual Basis


June 1, 2021 through April 20, 2022

	Jun 1, '21 - Apr...	Budget	\$ Over Budget	% of Budget
<b>9000 · EMPLOYEE BENEFITS</b>				
9010.8 · NYS retirement (ERS)	111,731.00	126,231.00	-14,500.00	88.5%
9015.8 · NYS retirement (PFRS)	131,521.00	131,521.00	0.00	100.0%
9030.8 · Social security	80,843.39	106,500.00	-25,656.61	75.9%
9035.8 · Medicare	18,906.96	24,907.00	-6,000.04	75.9%
9040.8 · Workmans compensation	50,902.00	55,000.00	-4,098.00	92.5%
9050.8 · Unemployment Insurance	0.00	5,050.00	-5,050.00	0.0%
9055.8 · Disability	7,847.16	4,539.37	3,307.79	172.9%
9060.8 · Health insurance				
9060.8a · Police- FT-Health Insurance	259,239.19	400,000.00	-140,760.81	64.8%
9060.8b · DPW-FT-Health Insurance	57,567.96	0.00	57,567.96	100.0%
9060.8c · Village Clerk's Office	0.00	0.00	0.00	0.0%
9060.8d · Retirees	0.00	0.00	0.00	0.0%
9060.8e · (100%) Curr & Former Officials	-8,576.58	0.00	-8,576.58	100.0%
9060.8 · Health insurance - Other	151,941.17	130,000.00	21,941.17	116.9%
<b>Total 9060.8 · Health insurance</b>	<b>460,171.74</b>	<b>530,000.00</b>	<b>-69,828.26</b>	<b>86.8%</b>
9060.81 · H.I. Prem Reimb to Village	-39,519.81	0.00	-39,519.81	100.0%
9060.82 · Medicare Part B to Retirees	21,416.30	0.00	21,416.30	100.0%
9060.83 · Dental/Vision	17,369.72	0.00	17,369.72	100.0%
<b>Total 9000 · EMPLOYEE BENEFITS</b>	<b>861,189.46</b>	<b>983,748.37</b>	<b>-122,558.91</b>	<b>87.5%</b>
<b>9700 · CAPITAL NOTES &amp; SERIAL BONDS</b>				
9720 · Capital Notes-DPW Equip Finance				
9720.6 · Capital Notes-Principal	0.00	0.00	0.00	0.0%
9720.7 · Capital Notes-Interest	0.00	0.00	0.00	0.0%
<b>Total 9720 · Capital Notes-DPW Equip Finance</b>	<b>0.00</b>	<b>0.00</b>	<b>0.00</b>	<b>0.0%</b>
9730 · Debt Service-Serial Bonds				
9730.6 · Debt-principal	345,840.53	329,925.00	15,915.53	104.8%
9730.7 · Debt-interest	131,337.26	155,960.00	-24,622.74	84.2%
<b>Total 9730 · Debt Service-Serial Bonds</b>	<b>477,177.79</b>	<b>485,885.00</b>	<b>-8,707.21</b>	<b>98.2%</b>
9950 · Transfer to Capital Projects	12,361.00	12,361.00	0.00	100.0%
<b>Total 9700 · CAPITAL NOTES &amp; SERIAL BONDS</b>	<b>489,538.79</b>	<b>498,246.00</b>	<b>-8,707.21</b>	<b>98.3%</b>
<b>Total Expense</b>	<b>3,868,611.87</b>	<b>4,415,619.00</b>	<b>-547,007.13</b>	<b>87.6%</b>
<b>Net Income</b>	<b>525,940.80</b>	<b>39,000.00</b>	<b>486,940.80</b>	<b>1,348.6%</b>



**Village of Tuxedo-Water Fund**  
**2021-2022 Budget**  
 June 1, 2021 through April 20, 2022

	Jun 1, '21 - Apr 20,...	Budget	\$ Over Budget	% of Budget
<b>Ordinary Income/Expense</b>				
<b>Income</b>				
2701 · Miscellaneous Revenue	0.00	0.00	0.00	0.0%
2801 · Interfund Revenues	0.00	0.00	0.00	0.0%
2140 · Metered Water Rents	637,528.70	880,000.00	-242,471.30	72.4%
2144 · Service charges (Cap Improve)	44,052.00	50,000.00	-5,948.00	88.1%
2148 · Penalties and interest	12,570.45	25,000.00	-12,429.55	50.3%
2401 · Interest and earnings	22.62	0.00	22.62	100.0%
3000 · Appropriated surplus	0.00	0.00	0.00	0.0%
<b>Total Income</b>	<b>694,173.77</b>	<b>955,000.00</b>	<b>-260,826.23</b>	<b>72.7%</b>
<b>Gross Profit</b>	<b>694,173.77</b>	<b>955,000.00</b>	<b>-260,826.23</b>	<b>72.7%</b>
<b>Expense</b>				
8340.41 · Trans & Dist-Mt. Farm Pump ...	0.00	0.00	0.00	0.0%
1440.40 · Engineering	25,540.27	35,000.00	-9,459.73	73.0%
1989.4 · Lake Mgmt & Watershed Study	27,783.00	80,000.00	-52,217.00	34.7%
8310.2 · Water administration-equipm...	0.00	500.00	-500.00	0.0%
8310.1 · Water Administration-personnel	34,952.59	38,760.00	-3,807.41	90.2%
8310.4 · Water administration-contract...	8,490.13	10,975.00	-2,484.87	77.4%
8310.41 · Water management	0.00	0.00	0.00	0.0%
1910.4 · Unallocated insurance	23,793.48	27,300.00	-3,506.52	87.2%
1950.4 · Taxes on Village property	33.94	50.00	-16.06	67.9%
1990.4 · Contingency	0.00	120,091.71	-120,091.71	0.0%
8320.2 · Source of supply-equipment	2,890.31	6,700.00	-3,809.69	43.1%
8320.4 · Source of supply-contractual	67,928.34	81,000.00	-13,071.66	83.9%
8330.2 · Purification-equipment	5,283.92	9,950.00	-4,666.08	53.1%
8330.4 · Purification-contractual	36,137.81	44,500.00	-8,362.19	81.2%
8340.1 · Trans & Distribution-personnel	90,471.36	111,882.00	-21,410.64	80.9%
8340.2 · Trans and distribution-equip...	21,705.51	25,000.00	-3,294.49	86.8%
8340.4 · Trans & distribution-contract	13,333.93	7,300.00	6,033.93	182.7%
9000 · Employee benefits				
9060.8 · Medical insurance	18,064.60	29,000.00	-10,935.40	62.3%
9010.8 · NYS Retirement	14,500.00	14,500.00	0.00	100.0%
9030.8 · Social Security	7,759.14	9,340.00	-1,580.86	83.1%
9035.8 · Medicare	1,788.23	2,185.00	-396.77	81.8%
9040.8 · Workers compensation	4,850.00	7,500.00	-2,650.00	64.7%
9055.8 · Disability	225.00	300.00	-75.00	75.0%
9000 · Employee benefits - Other	0.00	0.00	0.00	0.0%
<b>Total 9000 · Employee benefits</b>	<b>47,186.97</b>	<b>62,825.00</b>	<b>-15,638.03</b>	<b>75.1%</b>
<b>9730 · Debt service</b>				
9730.6 · Principal	98,521.00	98,521.00	0.00	100.0%
9730.7 · Interest	58,391.11	40,045.29	18,345.82	145.8%
9730 · Debt service - Other	0.00	0.00	0.00	0.0%
<b>Total 9730 · Debt service</b>	<b>156,912.11</b>	<b>138,566.29</b>	<b>18,345.82</b>	<b>113.2%</b>
<b>Total Expense</b>	<b>562,443.67</b>	<b>800,400.00</b>	<b>-237,956.33</b>	<b>70.3%</b>
<b>Net Ordinary Income</b>	<b>131,730.10</b>	<b>154,600.00</b>	<b>-22,869.90</b>	<b>85.2%</b>
<b>Other Income/Expense</b>				
<b>Other Expense</b>				
9901.4 · Interfund Transfer	0.00	0.00	0.00	0.0%
9902 · Capital Fund Contribution	0.00	50,000.00	-50,000.00	0.0%
9901 · Interfund Transfer to General	0.00	14,000.00	-14,000.00	0.0%
<b>Total Other Expense</b>	<b>0.00</b>	<b>64,000.00</b>	<b>-64,000.00</b>	<b>0.0%</b>
<b>Net Other Income</b>	<b>0.00</b>	<b>-64,000.00</b>	<b>64,000.00</b>	<b>0.0%</b>
<b>Net Income</b>	<b>131,730.10</b>	<b>90,600.00</b>	<b>41,130.10</b>	<b>145.4%</b>



## Village of Tuxedo Park-General Fund

04/14/22

## Abstract Listing

Accrual Basis

June 1, 2021 through April 20, 2022

Tran...	Type	Date	Num	Name	Due Date	Amount
<b>No item</b>						
52100	Bill	02/03/2022	SMT466422/Police	A Smart Sign Store	04/20/2022	44.80
52101	Bill	02/03/2022	SMT-466422	A Smart Sign Store	04/20/2022	11.20
52136	Bill	02/03/2022	SMT-466422/DPW	A Smart Sign Store	04/20/2022	44.80
52256	Bill	03/31/2022	10071396	AGL Welding	04/20/2022	34.84
52246	Bill	03/31/2022	79824	Alfi's Uniforms	04/20/2022	438.93
52247	Bill	03/31/2022	79799	Alfi's Uniforms	04/20/2022	179.98
52096	Bill	03/16/2022	03162022	American Pest Control	04/20/2022	45.00
52140	Bill	03/15/2022	03152022	Ameritas Life Ins. Corp. of NY	04/20/2022	393.92
52146	Bill	03/10/2022	S5107936.001	Aramsco Inc.	04/20/2022	193.46
52163	Bill	03/15/2022	S5107936.002	Aramsco Inc.	04/20/2022	36.22
52203	Bill	03/23/2022	S5107936.003	Aramsco Inc.	04/20/2022	27.49
52223	Bill	03/31/2022	202112315-429973	Arch Insurance	04/20/2022	1,957.88
52228	Bill	04/01/2022	ADV-115378	AVS Technology	04/20/2022	385.00
52066	Bill	03/01/2022	INUS057853	Axon Enterprise, Inc.	04/20/2022	1,256.38
52204	Bill	04/01/2022	April 2022	Bortnowsky, Billy	04/20/2022	170.10
52257	Bill	01/16/2022	18920154	BSE Mechanical, LLC	04/20/2022	145.00
52141	Bill	01/20/2022	29084	Burke Miele Golden & Naughton ...	04/20/2022	717.50
52147	Bill	03/16/2022	1018042	Callahan & Nannini Quarry, Inc.	04/20/2022	906.19
52325	Bill	03/18/2022	18083	Campbell Fire Protection, Inc.	04/20/2022	1,082.45
52205	Bill	03/28/2022	03282022	Capital Fund	04/20/2022	12,361.00
52067	Bill	03/03/2022	2906967303	Cargill, Inc.	04/20/2022	5,815.06
52190	Bill	03/22/2022	2907021122	Cargill, Inc.	04/20/2022	2,919.72
52191	Bill	03/03/2022	2907021127	Cargill, Inc.	04/20/2022	5,843.60
52315	Bill	04/12/2022	04122022	Catskill Castings	04/20/2022	337.50
52149	Bill	03/13/2022	220720015295	CDPHP	04/20/2022	782.36
52187	Bill	02/28/2022	02282022	Chase Card Services	04/20/2022	4.42
52188	Bill	02/23/2022	02232022	Chase Card Services	04/20/2022	96.00
52189	Bill	03/18/2022	10001148748210	Chase Card Services	04/20/2022	97.31
52225	Bill	03/30/2022	N3VRKZG2NMLF	Chase Card Services	04/20/2022	45.00
52234	Bill	04/04/2022	Mileage - March 2022	Conklin, David B.	04/20/2022	204.96
52258	Bill	03/14/2022	XK0724	Corsi Tire	04/20/2022	867.12
52259	Bill	03/31/2022	22031036	Dig Safely	04/20/2022	6.00
52097	Bill	03/15/2022	03152022	Dike Vikyana	04/20/2022	90.00
52224	Bill	03/30/2022	03302022	Doherty, Elizabeth	04/20/2022	11.60
52064	Bill	03/07/2022	03072022	Dollbaum, Marisa	04/20/2022	300.00
52068	Bill	03/07/2022	65013	Environmental Labs	04/20/2022	250.00
52206	Bill	03/22/2022	2214	Feerick Nugent MacCartney, PLLC	04/20/2022	292.50
52207	Bill	03/28/2022	2194	Feerick Nugent MacCartney, PLLC	04/20/2022	4,671.36
52208	Bill	03/28/2022	2195	Feerick Nugent MacCartney, PLLC	04/20/2022	1,125.00
52209	Bill	03/28/2022	2360	Feerick Nugent MacCartney, PLLC	04/20/2022	6,500.00
52260	Bill	03/11/2022	1091	Freeman's Auto & Tire	04/20/2022	26.00
52235	Bill	03/25/2022	20763439	Gall's	04/20/2022	80.97
52174	Bill	03/25/2022	Transfer to Water	General Fund	04/20/2022	0.00
52211	Bill	04/01/2022	April 2022	Grach Sr., Patrick D.	04/20/2022	170.10
52210	Bill	04/01/2022	April 2022	Grach, Nanci	04/20/2022	170.10
52069	Bill	03/17/2022	9046223	Home Depot-DPW	04/20/2022	91.71
52070	Bill	03/02/2022	6040087	Home Depot-DPW	04/20/2022	38.32
52135	Bill	03/18/2022	03182022	Home Depot-DPW	04/20/2022	7.48
52318	Bill	03/18/2022	21453	Home Depot-DPW	04/20/2022	7.48
52319	Bill	03/31/2022	7044627	Home Depot-DPW	04/20/2022	292.07
52320	Bill	03/07/2022	1040796	Home Depot-DPW	04/20/2022	176.46
52321	Bill	03/24/2022	4043506	Home Depot-DPW	04/20/2022	586.63
52156	Bill	03/03/2022	03032022	Hudson, Jeremy	04/20/2022	89.85
52322	Bill	04/12/2022	04/12/2022	John Ledwith IV	04/20/2022	300.00
52261	Bill	03/31/2022	1677620-20220331	Lexis Nexis Risk Data Mgmt	04/20/2022	131.13
52071	Bill	03/07/2022	IN13023	Magna5	04/20/2022	75.40
52072	Bill	03/07/2022	IN13024	Magna5	04/20/2022	63.28
52311	Bill	04/07/2022	IN18851	Magna5	04/20/2022	63.27
52262	Bill	03/10/2022	5037370	Mahwah Sales & Service	04/20/2022	60.80
52218	Bill	04/01/2022	April 2022	Malone, Thomas	04/20/2022	170.10
52212	Bill	04/01/2022	April 2022	Marie Marsh	04/20/2022	125.90
52217	Bill	04/01/2022	April 2022	Marsh, Robert	04/20/2022	109.00
52060	Bill	12/30/2021	1907642	Marshall & Sterling	04/20/2022	48.00
52216	Bill	03/01/2022	April 2022	Matthews, Deborah	04/20/2022	340.20
52192	Bill	03/17/2022	03172022	MCI Comm Service	04/20/2022	36.55
52193	Bill	03/22/2022	916922	Mirabito Energy Products	04/20/2022	428.68
52263	Bill	04/01/2022	916049	Mirabito Energy Products	04/20/2022	315.21
52157	Bill	03/18/2022	03182022	Mitchell, Alan	04/20/2022	29.95



## Village of Tuxedo Park-General Fund Abstract Listing

04/14/22

Accrual Basis

June 1, 2021 through April 20, 2022

Tran...	Type	Date	Num	Name	Due Date	Amount
52213	Bill	04/01/2022	April 2022	Morrow, Richard	04/20/2022	170.10
52214	Bill	04/01/2022	April 2022	Morrow, Suzanne	04/20/2022	170.10
52142	Bill	03/09/2022	16441295	MVP Health Care	04/20/2022	13,381.36
52098	Bill	03/15/2022	03152022	MVP Select Care, Inc.	04/20/2022	219.79
52194	Bill	03/28/2022	03282022	MVP Select Care, Inc.	04/20/2022	25.00
52287	Bill	04/05/2022	2022-03	MVP Select Care, Inc.	04/20/2022	20.00
52323	Bill	04/11/2022	04112022	MVP Select Care, Inc.	04/20/2022	478.96
52143	Bill	03/15/2022	903321	MWG Administrators	04/20/2022	114.80
52264	Bill	03/30/2022	262295	National Lawn Equipment	04/20/2022	86.90
52073	Bill	03/10/2022	03102022	NJV Auto Center	04/20/2022	21.00
52074	Bill	03/10/2022	03102022/DPW	NJV Auto Center	04/20/2022	21.00
52099	Bill	01/20/2022	2022-0080	Northern Plumbing & Heating, Inc.	04/20/2022	321.95
52105	Bill	03/07/2022	574	NYS Employees Health Insurance	04/20/2022	30,465.40
52061	Bill	04/01/2022	859	NYS Pool Management	04/20/2022	6,190.00
52075	Bill	03/06/2022	07873208148010-3/22	Optimum	04/20/2022	160.94
52148	Bill	03/14/2022	07873224266010-3/22	Optimum	04/20/2022	131.93
52312	Bill	03/29/2022	07873-237207019-4/22	Optimum-Police	04/20/2022	240.39
52195	Bill	03/22/2022	01425-96003/3-22	Orange & Rockland Utilities	04/20/2022	593.89
52236	Bill	03/31/2022	01561-70008/4-22	Orange & Rockland Utilities	04/20/2022	41.21
52237	Bill	03/31/2022	06331-10004/4-22	Orange & Rockland Utilities	04/20/2022	1,440.96
52238	Bill	03/31/2022	65097-83006/4-22	Orange & Rockland Utilities	04/20/2022	111.61
52239	Bill	03/31/2022	64257-83004/4-22	Orange & Rockland Utilities	04/20/2022	292.41
52240	Bill	03/31/2022	61527-83005/4-22	Orange & Rockland Utilities	04/20/2022	154.68
52241	Bill	03/31/2022	16830-37006/4-22	Orange & Rockland Utilities	04/20/2022	269.54
52242	Bill	03/31/2022	31266-89015/4-22	Orange & Rockland Utilities	04/20/2022	875.46
52243	Bill	03/31/2022	71586-89025/4-22	Orange & Rockland Utilities	04/20/2022	59.37
52248	Bill	03/31/2022	64047-83068/4-22	Orange & Rockland Utilities	04/20/2022	20.42
52265	Bill	04/01/2022	12071-00008/4-22	Orange & Rockland Utilities	04/20/2022	42.29
52266	Bill	04/01/2022	23481-37004/4-22	Orange & Rockland Utilities	04/20/2022	42.29
52200	Bill	03/24/2022	03242022	Orange County Magistrate, Assoc.	04/20/2022	25.00
52267	Bill	03/01/2022	264786	P&A Auto Parts	04/20/2022	335.60
52268	Bill	03/01/2022	264788	P&A Auto Parts	04/20/2022	116.96
52269	Bill	03/02/2022	264934	P&A Auto Parts	04/20/2022	91.29
52270	Bill	03/21/2022	264949	P&A Auto Parts	04/20/2022	12.00
52271	Bill	03/21/2022	266838	P&A Auto Parts	04/20/2022	137.52
52272	Bill	03/21/2022	266840	P&A Auto Parts	04/20/2022	382.67
52273	Bill	03/21/2022	266842	P&A Auto Parts	04/20/2022	192.25
52274	Bill	03/21/2022	266844	P&A Auto Parts	04/20/2022	154.76
52275	Bill	03/21/2022	266853	P&A Auto Parts	04/20/2022	91.61
52232	Bill	04/04/2022	Reimburse Petty Cash	Petty Cash	04/20/2022	100.00
52164	Bill	02/01/2022	77199	Police Chief's Assoc.	04/20/2022	200.00
52215	Bill	03/22/2022	03222022	Posta, Dominick	04/20/2022	397.00
52076	Bill	02/28/2022	23428775	Quill Corporation	04/20/2022	34.99
52077	Bill	02/28/2022	23406973	Quill Corporation	04/20/2022	311.38
52196	Bill	02/22/2022	22B	ReadyRefreshby Nestle	04/20/2022	37.47
52276	Bill	04/05/2022	22C0015092562	ReadyRefreshby Nestle	04/20/2022	72.44
52078	Bill	03/01/2022	03012022	Real American Dry Cleaners	04/20/2022	11.00
52150	Bill	03/22/2022	173940	Safe Life Defense	04/20/2022	611.10
52324	Bill	10/28/2021	129692	Safe Life Defense	04/20/2022	575.10
52144	Bill	03/11/2022	2022-806	Safe Passage Solutions	04/20/2022	1,017.90
52332	Bill	04/05/2022	2772329	Santander Bank, N.A.	04/20/2022	12,026.16
52330	Bill	04/06/2022	115	SecureTech Systems, LLC	04/20/2022	900.00
52226	Bill	03/23/2022	435846	Slack Chemical Co., Inc.	04/20/2022	452.80
52151	Bill	03/23/2022	8958	Staples Credit Plan-Police	04/20/2022	128.96
52197	Bill	03/21/2022	3344955-2022-01-01	State Comptroller	04/20/2022	496.00
52286	Bill	04/01/2022	3344955-2022-02-01	State Comptroller	04/20/2022	43.00
52249	Bill	04/01/2022	191188	Sterling Carting, Inc.	04/20/2022	14,495.00
52158	Bill	03/21/2022	1110	Thin Blue Line Academy	04/20/2022	80.00
52159	Bill	03/23/2022	03232022	Thomas, Devon	04/20/2022	29.95
52250	Bill	03/31/2022	7121329	Times Herald Record	04/20/2022	27.66
51708	Bill	12/04/2021	33638	Town of New Windsor	04/20/2022	688.76
52145	Bill	03/18/2022	226832	Traffic Safety & Equipment Co., I...	04/20/2022	231.00
52094	Bill	01/11/2022	253952	Trust & Agency	04/20/2022	595.00
52102	Bill	11/10/2021	11102021	Trust & Agency	04/20/2022	224.00
52103	Bill	12/14/2021	253951	Trust & Agency	04/20/2022	188.00
52104	Bill	11/04/2021	253947	Trust & Agency	04/20/2022	181.25
52137	Bill	01/27/2022	253953	Trust & Agency	04/20/2022	173.50
52160	Bill	03/24/2022	253957	Trust & Agency	04/20/2022	173.50
52219	Bill	04/01/2022	April 2022	Vaught, Gary	04/20/2022	170.10

4:14 PM

04/14/22


Accrual Basis

Village of Tuxedo Park-General Fund

Abstract Listing

June 1, 2021 through April 20, 2022

Tran...	Type	Date	Num	Name	Due Date	Amount
52079	Bill	03/08/2022	03082022-PD	Verizon	04/20/2022	32.34
52138	Bill	03/15/2022	03152022	Verizon	04/20/2022	32.34
52313	Bill	04/01/2022	9903087078	Verizon (Police)	04/20/2022	200.05
52152	Bill	03/10/2022	9901545269	Verizon Wireless	04/20/2022	60.19
52229	Bill	04/01/2022	1001	VOIP.io LLC	04/20/2022	172.00
52230	Bill	04/01/2022	INV-001001	VOIP.io LLC	04/20/2022	93.00
52062	Bill	01/19/2022	1192022	Voss, Jeffrey	04/20/2022	20.00
52331	Bill	03/08/2022	4197434	Wechsler Pool & Supply Co.	04/20/2022	91.64
52165	Bill	12/16/2021	12211040/Balance	Weston & Sampson PE, LS, LA, ...	04/20/2022	7,000.00
52166	Bill	03/21/2022	3220967	Weston & Sampson PE, LS, LA, ...	04/20/2022	540.00
52220	Bill	04/01/2022	April 2022	Wichman, Alfred	04/20/2022	170.10
52221	Bill	04/01/2022	April 2022	Wichman, Mary Ann	04/20/2022	170.10
52231	Bill	12/16/2021	5260616	Wind River Environmental LLC	04/20/2022	1,384.00
52198	Bill	03/01/2022	b06686276	Workman Publishing Co.	04/20/2022	236.46
52199	Bill	02/18/2022	6680543	Workman Publishing Co.	04/20/2022	75.11
Total no item						157,380.05
<b>TOTAL</b>						<b>-157,380.05</b>




## Village of Tuxedo-Water Fund

## Abstract Listing

June 1, 2021 through April 20, 2022

Trans #	Type	Date	Num	Name	Due Date	Split	Amount
<b>600 · Accounts payable</b>							
11036	Bill	03/31/2022	20211315-429973	Arch Insurance	04/20/2022	9055.8 · Disability	75.00
11026	Bill	03/21/2022	141077-01	Carmel Winwater Works Co.	04/20/2022	-SPLIT-	3,707.93
11040	Bill	04/07/2022	Feb22/07873-242603	Chase Card Services	04/20/2022	8320.4 · Source ...	98.98
11041	Bill	04/07/2022	Mar22/07873-242603	Chase Card Services	04/20/2022	8320.4 · Source ...	98.98
11027	Bill	03/16/2022	378979	Coyne Chemical Co., Inc.	04/20/2022	-SPLIT-	2,037.58
11058	Bill	04/07/2022	380307	Coyne Chemical Co., Inc.	04/20/2022	-SPLIT-	808.81
11011	Bill	03/07/2022	65014	Environmental Labs	04/20/2022	8330.4 · Purificati...	365.00
11029	Bill	03/25/2022	Transfer to General	General Fund	04/20/2022	9010.8 · NYS Re...	14,500.00
11017	Bill	03/07/2022	12918863	HACH Company	04/20/2022	-SPLIT-	3,352.16
11012	Bill	03/07/2022	IN13025	Magna5	04/20/2022	8320.4 · Source ...	137.56
11051	Bill	04/07/2022	IN18853	Magna5	04/20/2022	8320.4 · Source ...	127.53
11032	Bill	03/22/2022	916921	Mirabito Energy Products	04/20/2022	-SPLIT-	2,280.84
11033	Bill	03/22/2022	916920	Mirabito Energy Products	04/20/2022	-SPLIT-	327.52
11039	Bill	04/01/2022	916048	Mirabito Energy Products	04/20/2022	-SPLIT-	854.66
11013	Bill	03/02/2022	01026-89001/03-2022	O&R	04/20/2022	-SPLIT-	5,100.96
11014	Bill	03/02/2022	22450-36008/03-2022	O&R	04/20/2022	-SPLIT-	137.30
11015	Bill	03/02/2022	01026-88004/03-2022	O&R	04/20/2022	-SPLIT-	154.28
11016	Bill	03/02/2022	73917-83008/03-2022	O&R	04/20/2022	-SPLIT-	507.41
11052	Bill	03/31/2022	01026-89001/04-2022	O&R	04/20/2022	-SPLIT-	4,528.08
11053	Bill	03/31/2022	22450-36008/04-2022	O&R	04/20/2022	-SPLIT-	117.31
11054	Bill	03/31/2022	01026-88004/04-2022	O&R	04/20/2022	-SPLIT-	98.61
11055	Bill	03/31/2022	73917-83008/04-2022	O&R	04/20/2022	-SPLIT-	377.52
11028	Bill	03/10/2022	8957	Staples Credit Plan (new addr...	04/20/2022	8310.4 · Water a...	69.99
11061	Bill	03/02/2022	4191038	Wechsler Pool & Supply	04/20/2022	-SPLIT-	301.24
11062	Bill	03/16/2022	4207395	Wechsler Pool & Supply	04/20/2022	-SPLIT-	235.64
Total 600 · Accounts payable							40,400.89
<b>TOTAL</b>							<b>40,400.89</b>



**Village of Tuxedo Park**  
**Abstract-Professional Fees**  
 As of April 14, 2022

Trans #	Type	Date	Num	Memo	Due Date	Account	Amount
<b>Feerick Nugent MacCartney PLLC</b>							
3128	Bill	11/24/2021	Santoanni / 1289		04/20/2022	Feerick Nu...	112.50
3129	Bill	03/04/2022	2015 / Jan 2022		04/20/2022	Feerick Nu...	450.00
3130	Bill	03/04/2022	Wilensky / 2016		04/20/2022	Feerick Nu...	112.50
Total Feerick Nugent MacCartney PLLC							675.00
<b>TOTAL</b>							<b>675.00</b>